

# YOUTH DEVELOPMENT INDEX 2021

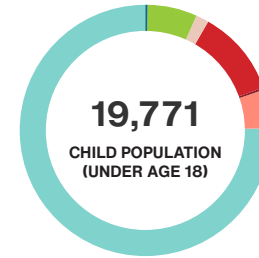
## WHAT IS THE YOUTH DEVELOPMENT INDEX?

Addressing barriers our youth face requires a deeper dive into county level data highlighting what young people experience, the choices they make, and the perceptions they share. The Council for Youth Development's Youth Development Index (YDI) provides these insights for Bartholomew County.

The coalition's YDI aggregates data specific to our local residents and measures key indicators prioritized in our county's Youth Master Plan. This advocacy tool provides comparative data revealing areas where investment continues to be needed in order to ensure positive youth development for every young person in our community.

Additional YDI data is available to explore and download on the CYD website. Visit [www.cydbartholomew.org/ydi-overview](http://www.cydbartholomew.org/ydi-overview) to navigate all indicators in more detail.

## BARTHOLOMEW COUNTY YOUTH POPULATION



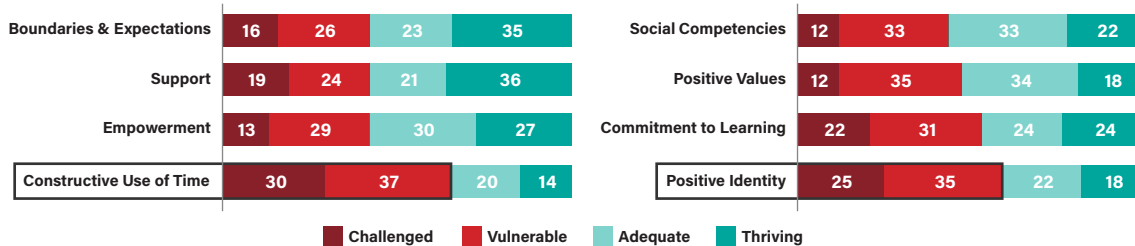
Race/Ethnicity 2019 Estimates	Barth. Co. 19,771	Indiana 1,567,421
American Indian/ Alaskan Native:	0.4%	0.2%
Asian:	6.9%	2.6%
Black:	1.9%	11.3%
Hispanic:	12.0%	11.4%
Native Hawaiian and Other Pacific Islander:	0.1%	0.0%
Two or more races:	5.5%	5.5%
White:	81.0%	77.3%

Source: Indiana Kids Count® Data Book (2021) Bartholomew County Snapshot from U.S. Census Bureau (2019) Table B01001A, American Community Survey Table S0101 5-Year Estimate

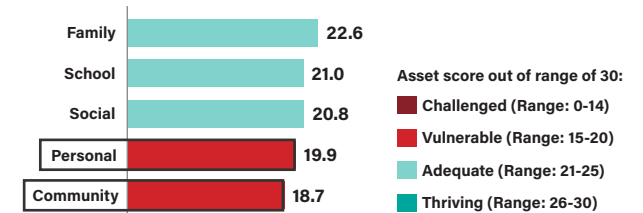
## YOUTH PERCEPTION ▶ Learn more at [www.cydbartholomew.org/youth-perception](http://www.cydbartholomew.org/youth-perception)

Search Institute's Developmental Assets Profile (DAP) survey is a widely used instrument for measuring the internal strengths and external supports that influence a youth's success in life. The DAP survey reflects youth perspectives across several contexts of their lives: personal, peers, family, school, and community.

### SCORE DISTRIBUTION OF DEVELOPMENTAL ASSETS® (PERCENTAGE FOR EACH CATEGORY)



### MEAN SCORES FOR FIVE CONTEXTS FOR BUILDING DEVELOPMENTAL ASSETS®

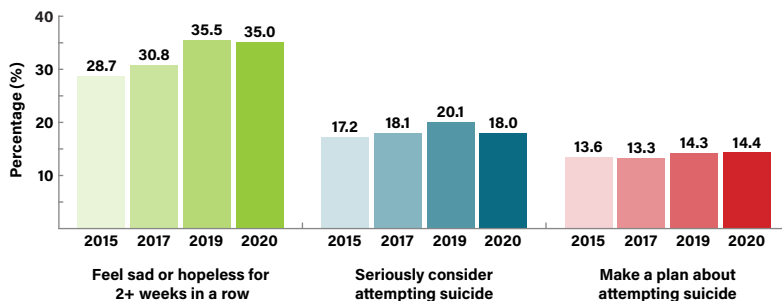


Source: Developmental Assets Profile Survey, BCSC (2018)

## MENTAL HEALTH ▶ Learn more at [www.cydbartholomew.org/mental-health](http://www.cydbartholomew.org/mental-health)

### STUDENT MENTAL HEALTH IN THE PAST TWELVE MONTHS

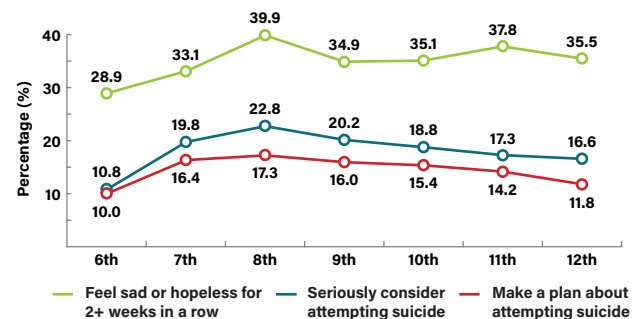
Percentage of students that answered 'Yes' to questions related to suicidal ideation (Average of 6th-12th grade responses by year)



Source: Indiana Youth Survey Bartholomew County Reports (2015-2020) \*

### STUDENT MENTAL HEALTH IN THE PAST TWELVE MONTHS IN 2020

Percentage of students that answered 'Yes' to questions related to suicidal ideation by grade



Source: Indiana Youth Survey Bartholomew County Reports (2015-2020) \*

### YOUTH DEATH BY SUICIDE

The Bartholomew County Coroner's Office investigated

# ZERO

deaths of residents under the age of 18 in 2020.

Between 2015-2020, there were a total of five youth deaths by suicide in Bartholomew County.

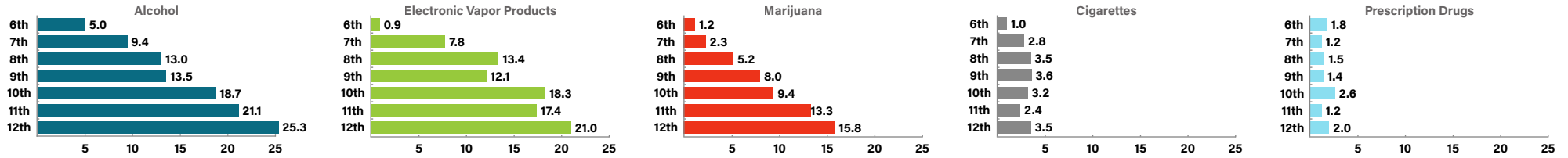
Source: Office of the Coroner of Bartholomew County Report

# YOUTH DEVELOPMENT INDEX 2021

## PERSONAL RISK

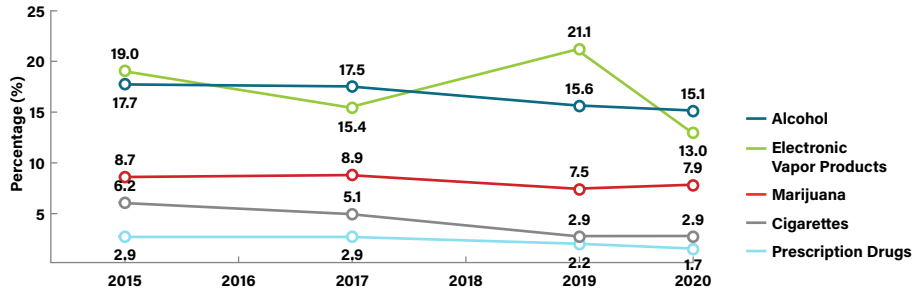
Learn more at [www.cydbartholomew.org/personal-risk](http://www.cydbartholomew.org/personal-risk)

### PAST MONTH USE OF ALCOHOL AND OTHER DRUGS IN 2020 (Percentage of students by grade)



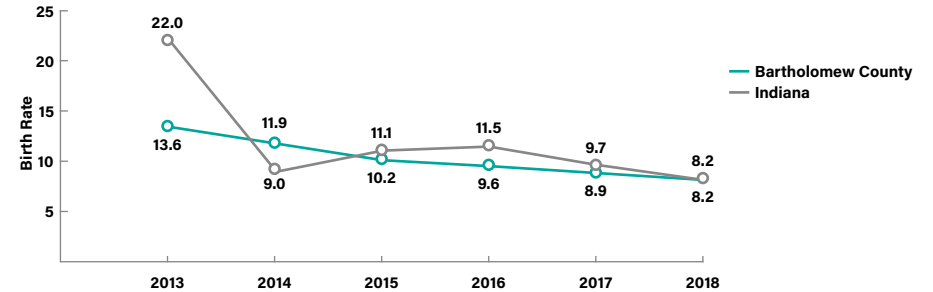
Source: Indiana Youth Survey Bartholomew County Reports (2015-2020) \*

### PAST MONTH USE OF ALCOHOL AND OTHER DRUGS (Average of 6th-12th grade responses by year)



Source: Indiana Youth Survey Bartholomew County Reports (2015-2020) \*

### TEEN BIRTH RATE (Per 1,000 females, ages 15-17)



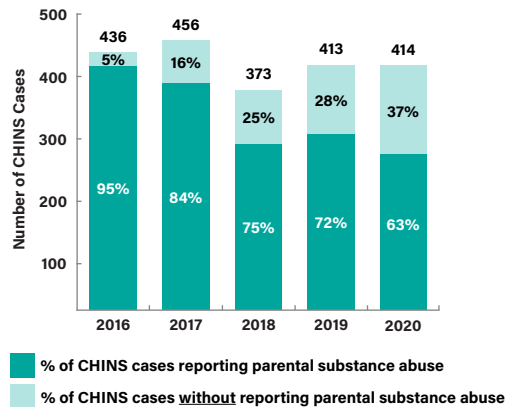
Source: Indiana State Department of Health

## FAMILY & COMMUNITY SAFETY

Learn more at [www.cydbartholomew.org/family-community-safety](http://www.cydbartholomew.org/family-community-safety)

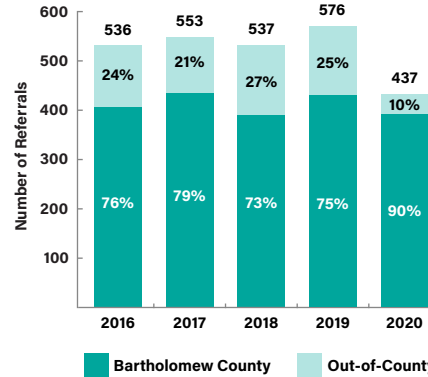
### CHILDREN IN NEED OF SERVICES (CHINS) CASES IN BARTHOLOMEW COUNTY

(Includes CHINS cases reporting parental substance abuse)



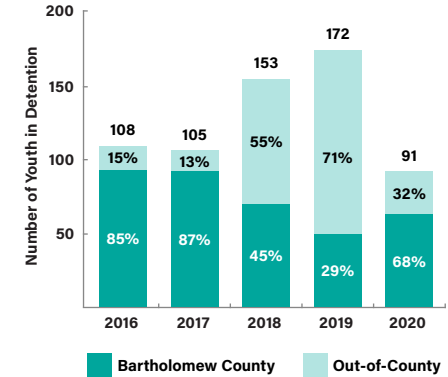
Source: Advocates for Children

### TOTAL YOUTH SERVICES CENTER REFERRALS



Source: Bartholomew County Youth Services Center Year-End Reports (2016-2020)

### TOTAL YOUTH IN DETENTION



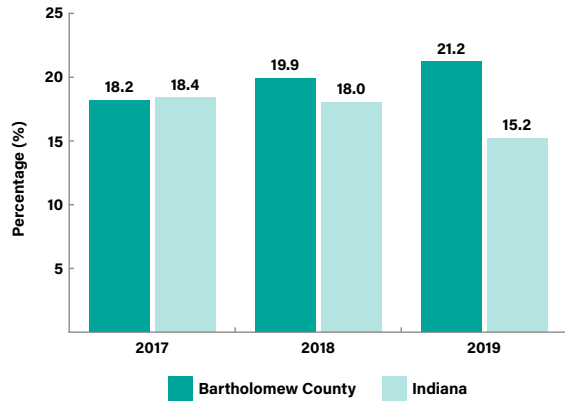
Source: Bartholomew County Youth Services Center Year-End Reports (2016-2020)

# YOUTH DEVELOPMENT INDEX 2021

## ECONOMIC WELL-BEING

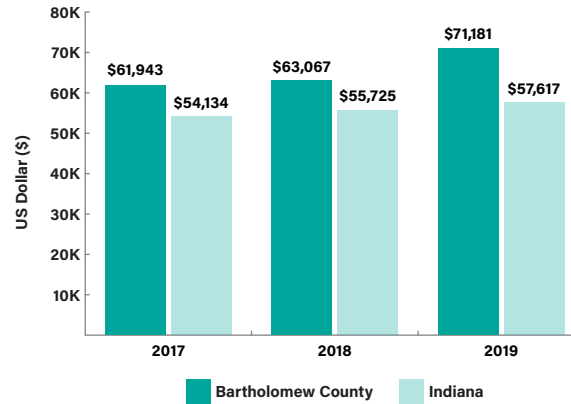
Learn more at [www.cydbartholomew.org/economic-wellbeing](http://www.cydbartholomew.org/economic-wellbeing)

### CHILDREN UNDER 18 IN POVERTY



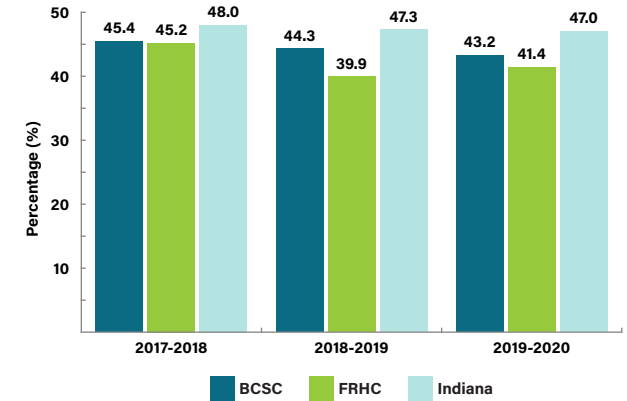
Source: Indiana Kids Count® Data Book (2021) Bartholomew County Snapshot from US Census Bureau American Community Survey Table B17001 5-Year Estimates

### MEDIAN HOUSEHOLD INCOME



Source: Indiana Kids Count® Data Book (2021) Bartholomew County Snapshot from US Census Bureau, Small Area Income and Poverty Estimates (SAIPE) 2019

### FREE/REDUCED SCHOOL MEALS



Source: Indiana Department of Education

## LEARNING & LIFESKILLS

Learn more at [www.cydbartholomew.org/learning-lifeskills](http://www.cydbartholomew.org/learning-lifeskills)

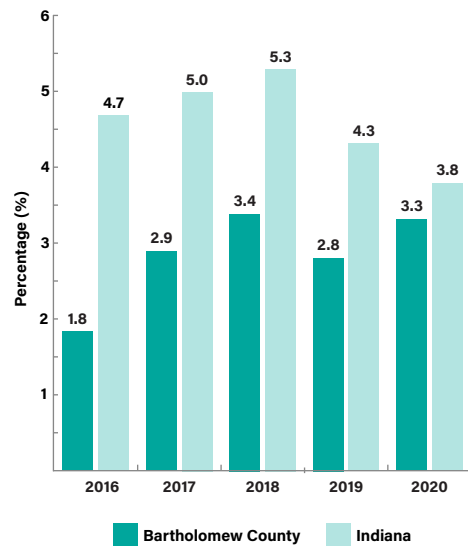
### SCHOOL ATTENDANCE RATE

	2020	Compared to 2019
BCSC	96.5%	▲ 0.7%
FRHC	94.2%	▼ 1.1%
Indiana	95.4%	▲ 0.2%

Visit [www.cydbartholomew.org/learning-lifeskills](http://www.cydbartholomew.org/learning-lifeskills) to view school attendance rate for grades K-12.

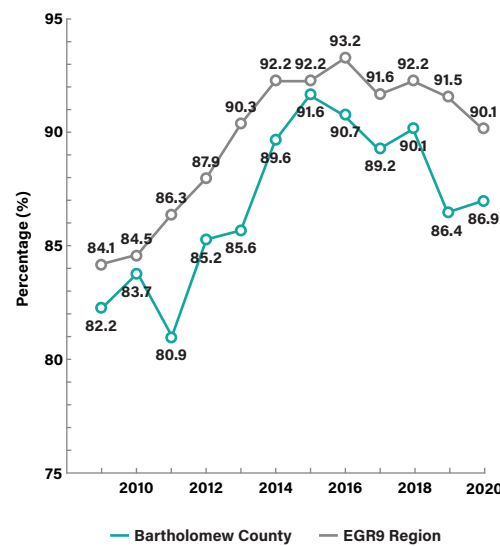
Source: Indiana Department of Education

### KINDERGARTEN RETENTION RATE



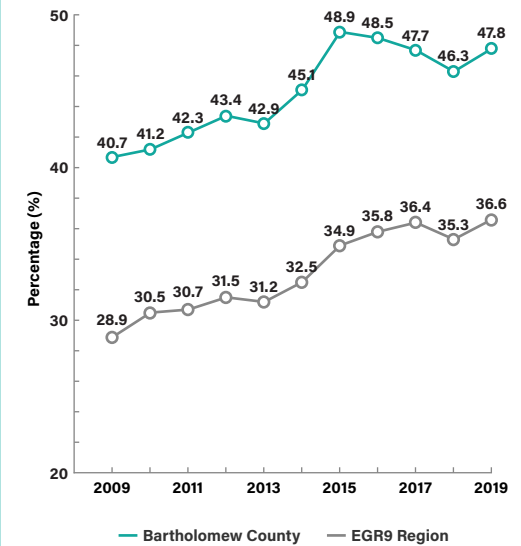
Source: Indiana Department of Education

### HIGH SCHOOL GRADUATION RATE



Source: Community Education Coalition from Indiana Department of Education

### POSTSECONDARY ATTAINMENT



Source: Community Education Coalition from U.S. Census Bureau, American Community Survey 5-Year Estimates

# Acknowledgments

› Visit [www.cydbartholomew.org/partners](http://www.cydbartholomew.org/partners) for current list of CYD partners

## STEERING COMMITTEE

**Julie Abedian**

*Columbus Regional Health*

**Mark Elwood**

*Mark & Wendy Elwood Foundation*

**Wendy Elwood**

*Mark & Wendy Elwood Foundation*

**Cindy Frey**

*Columbus Area Chamber of Commerce*

**Chuck Kime**

*Foundation For Youth*

**Magistrate Lindsey Holden-Kay**

*Bartholomew County Circuit Court*

**Kathy Oren**

*Community Education Coalition*

**Shawn Price**

*Flat Rock-Hawcreek School Corporation*

**Aida Ramirez**

*City of Columbus Human Rights Commission*

**Jim Roberts**

*Bartholomew Consolidated School Corporation*

**Tracy Hamilton Souza**

*Heritage Fund-The Community Foundation of Bartholomew County*

**Mark Stewart**

*United Way of Bartholomew County*

**Stephanie Weber**

*Faurecia Clean Mobility*

## GUIDING TEAM

**Kelly Kennedy**

*Bartholomew County Public Library*

**Chuck Kime**

*Foundation For Youth*

**Julie Miller**

*Family Service, Inc.*

**Nichole Phillips**

*Bartholomew County Court Services*

**Andrea Quick**

*Community Member*

**Lisa Shafran**

*Turning Point Domestic Violence Services*

**Cheri Stone**

*United Way Bartholomew County*

## WORKGROUP CHAIRS

**Stephanie Cunningham**

*Turning Point Domestic Violence Services  
Youth Empowerment Workgroup*

**John Nickoll**

*Advocates for Children  
Professional Development Workgroup*

**Chelsea Warriner**

*Community Center of Hope  
Family Engagement Workgroup*

## STAFF

**Heather Carson**

*Director*

**Sara Donathen-Smith**

*Youth Empowerment Program Coordinator*

**Yoonji Jung**

*Communications & Community Impact Manager*

## INVESTMENT FUNDERS

Multi-year grant funding provided by



**FISCAL AGENT** Strategic partnership & 501(c)(3) status provided by Foundation For Youth



The Council for Youth Development is a cross-sector coalition that identifies, coordinates, and aligns community efforts to ensure the development of the whole child in Bartholomew County.

[www.cydbartholomew.org](http://www.cydbartholomew.org)



@CYDBartholomew

[info@cydbartholomew.org](mailto:info@cydbartholomew.org)