

YOUTH DEVELOPMENT INDEX 2023

WHAT IS THE YOUTH DEVELOPMENT INDEX?

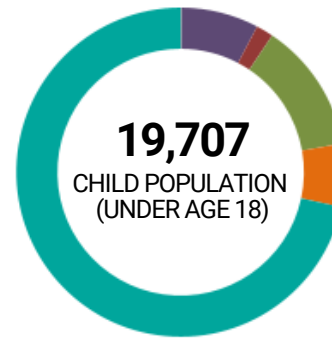
Addressing barriers our youth face requires a deeper dive into county-level data highlighting what young people experience, the choices they make, and the perceptions they share. The Council for Youth Development's Youth Development Index (YDI) provides these insights for Bartholomew County.

The coalition's YDI aggregates data specific to our local residents and measures key indicators prioritized in our county's VISION 2025 Youth Master Plan. This advocacy tool provides comparative data revealing areas where investment continues to be needed in order to ensure positive youth development for every young person in our community.

Council for Youth Development's vision is that every young person in Bartholomew County is healthy, safe, educated, engaged, and supported. In addition to demographics and economic status, this Index is organized into those same five categories.

BARTHOLOMEW COUNTY YOUTH POPULATION

2021 Estimates

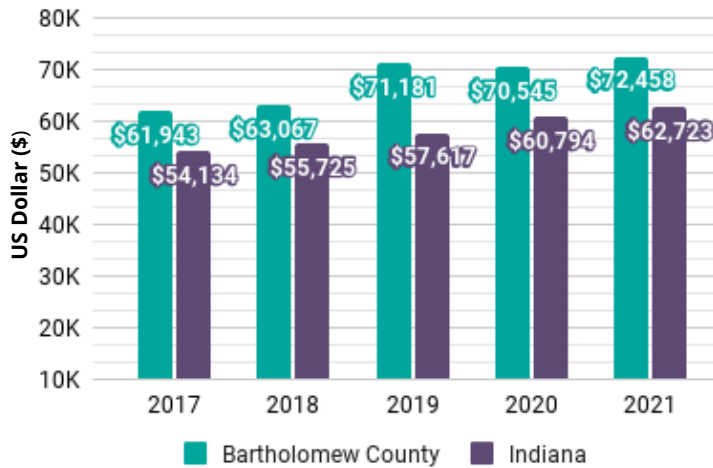


Race/Ethnicity	Barth. Co.	Indiana
American Indian/Alaskan Native	.1%	.1%
Asian	7.6%	2.2%
Black	1.7%	10.3%
Hispanic	12.8%	10.7%
Native Hawaiian/Pacific Islander	0%	0%
Two or more races	6.2%	7.3%
White	71.6%	69.4%

Source: Indiana Kids Count Data Book (2023) Bartholomew County Snapshot from U.S. Census Bureau, ACS Table B01001A

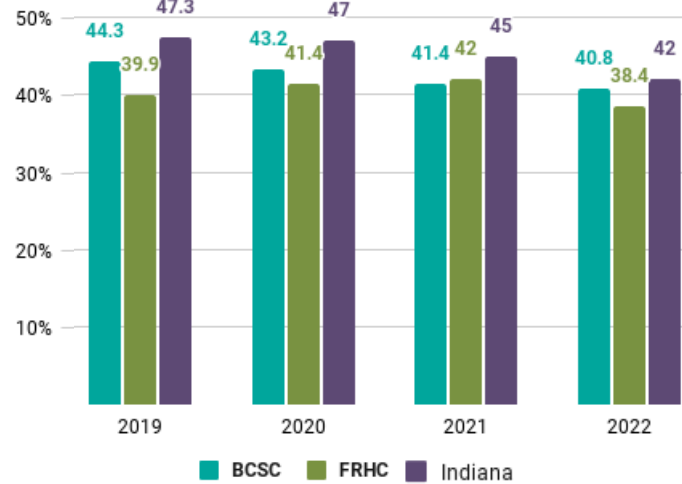
ECONOMIC WELLBEING

MEDIAN HOUSEHOLD INCOME



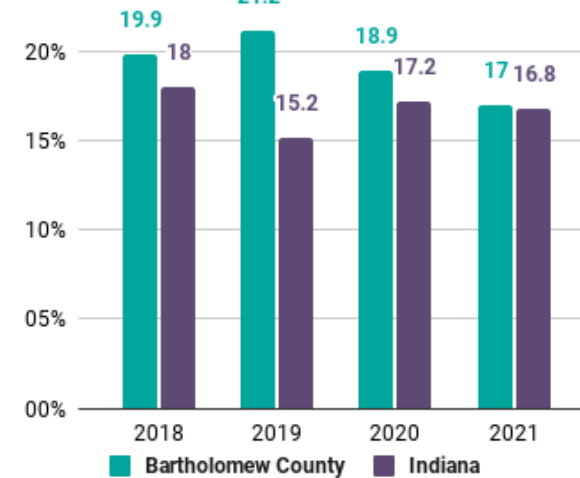
Source: U.S. Census Bureau, Small Area Income and Poverty Estimates (SAIPE)

FREE/REDUCED SCHOOL MEALS



Source: Indiana Department of Education

CHILDREN UNDER 18 IN POVERTY



Source: Indiana Kids Count Data Book (2023) Bartholomew County Snapshot from U.S. Census Bureau, ACS Table B17001 5-Year Estimates

HEALTHY

YOUTH DEATH BY SUICIDE

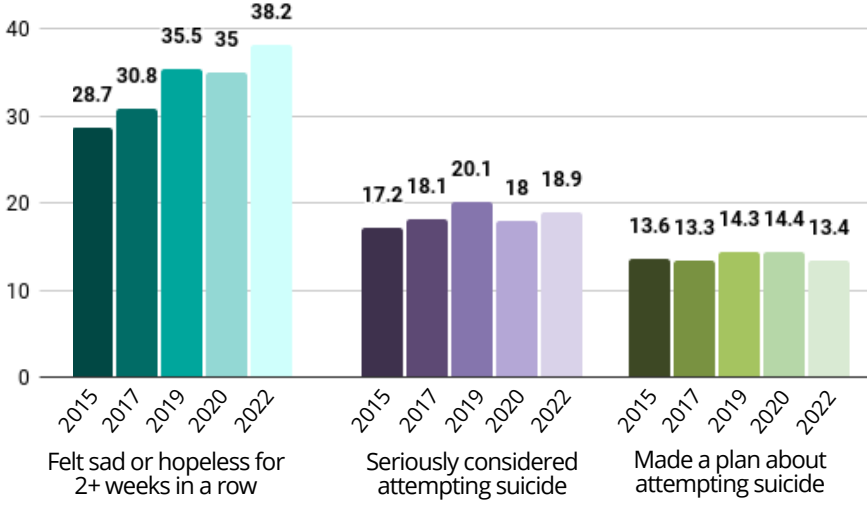
The Bartholomew County Coroner's Office investigated **ZERO** deaths of residents under the age of 18 in 2022.

Between 2015-2021 there were a total of **SIX** youth deaths by suicide in Bartholomew County.

Source: Office of the Coroner Bartholomew County Report

STUDENT MENTAL HEALTH IN THE PAST TWELVE MONTHS

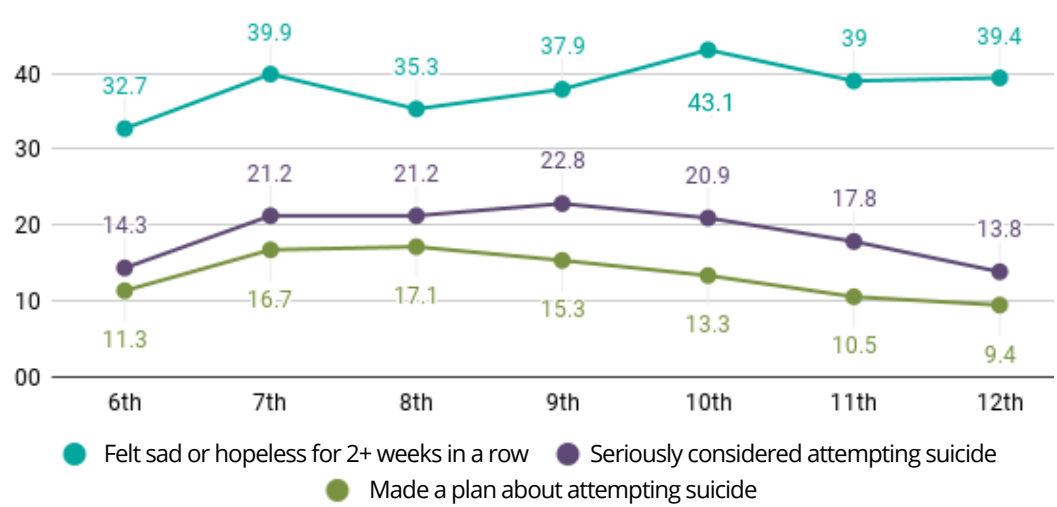
Percentage of students that answered "Yes" to questions related to suicidal ideation (Average of 6th-12th grade responses by year)



Source: Indiana Youth Survey Reports (2015-2022)

STUDENT MENTAL HEALTH IN THE PAST TWELVE MONTHS IN 2022

Percentage of students that answered "Yes" to questions related to suicidal ideation by grade



Source: Indiana Youth Survey Reports (2015-2022)

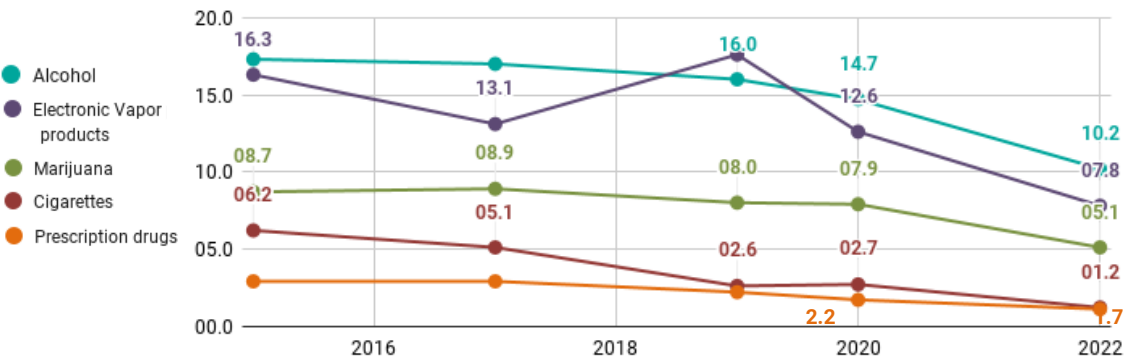
PAST MONTH USE OF ALCOHOL AND OTHER DRUGS (Percentage of BCSC students by grade)



Source: Indiana Youth Survey Bartholomew Consolidated School Corporation Reports (2015-2022)

PAST MONTH USE OF ALCOHOL AND OTHER DRUGS

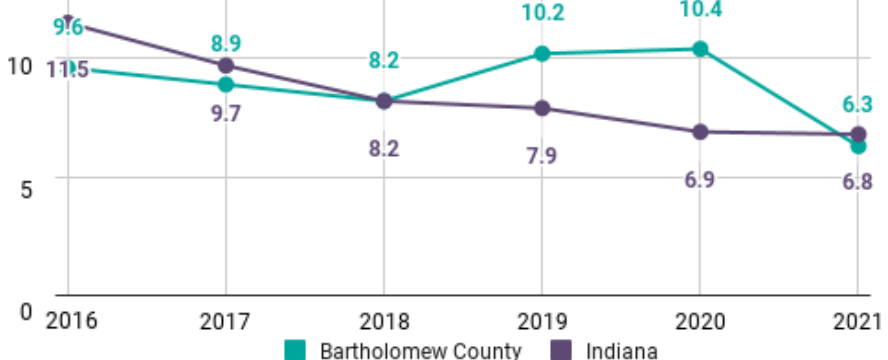
(Average of 6th-12th grade responses by year)



Source: Indiana Youth Survey Bartholomew Consolidated School Corporation Reports (2015-2022)

TEEN BIRTH RATE

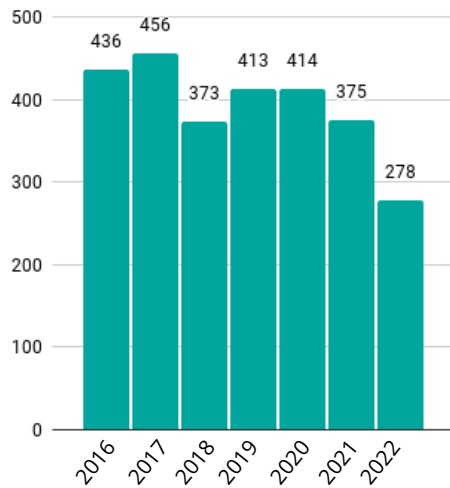
(Per 1,000 females, ages 15-17)



Source: Indiana Department of Health

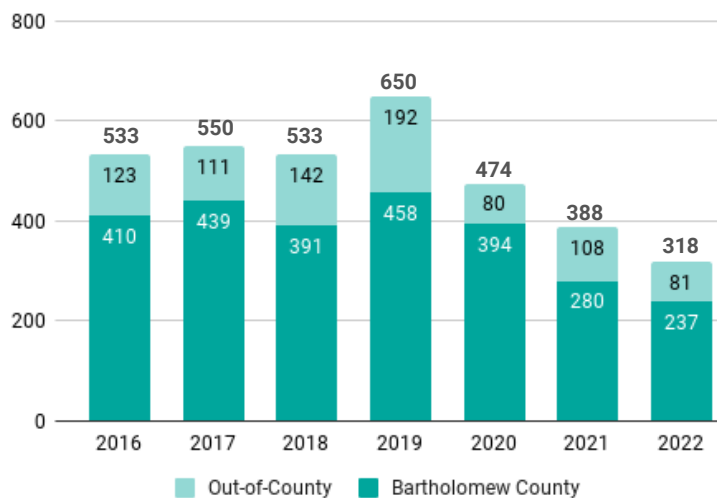
SAFE

CHILDREN IN NEED OF SERVICES (CHINS) CASES IN BARTHOLOMEW COUNTY



Source: Advocates for Children

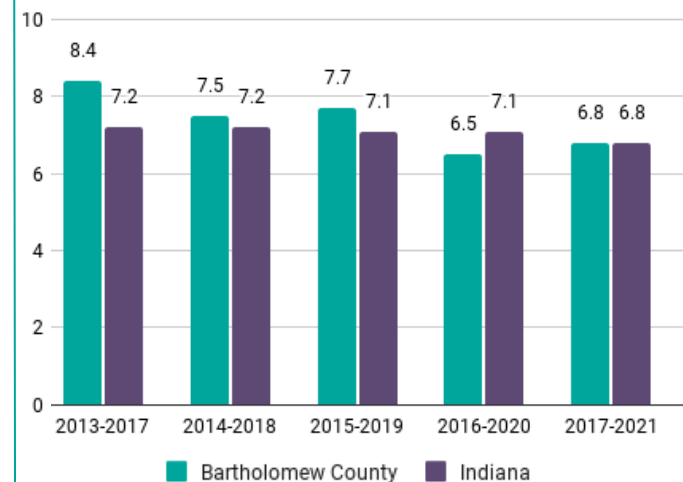
TOTAL YOUTH SERVICES CENTER REFERRALS



Source: Bartholomew County Youth Services Center

INFANT MORTALITY RATE

(Estimate of infant deaths per 1,000 live births)



Source: Columbus Regional Health Healthy Communities

ENGAGED

INVOLVEMENT IN OUTSIDE ACTIVITIES

Developmental Assets

Mean Scores for 8 Categories of Assets (Range 0-30)



SOURCE: Search Institute Presentation (March 2, 2023) of Developmental Assets Profile Survey, Bartholomew County (2022)

Developmental Asset Score Distribution Across 8 Categories of Assets



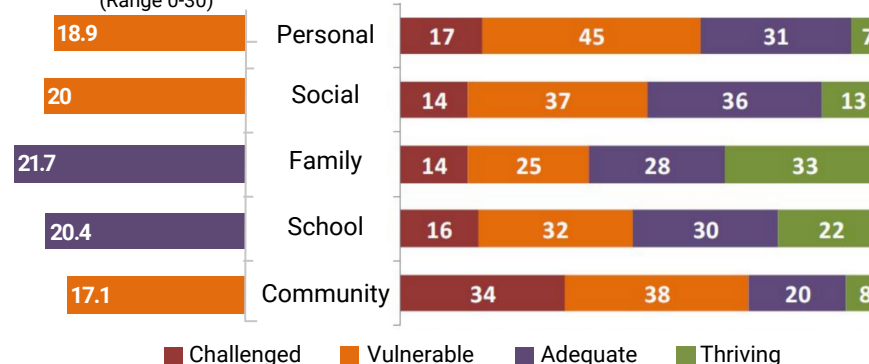
Challenged Vulnerable Adequate Thriving

SUPPORTED

PERCEPTION THAT COMMUNITY CARES

Developmental Relationships

Mean Scores for 5 Asset Building Contexts (Range 0-30)



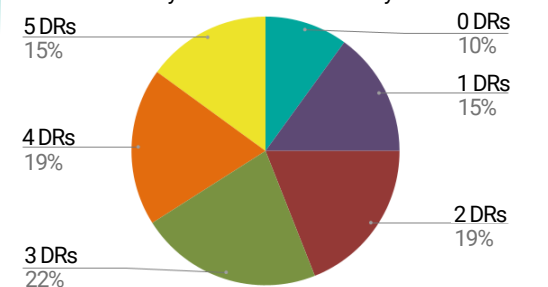
Developmental Asset Score Distribution Across 5 Asset-Building Contexts



Challenged Vulnerable Adequate Thriving

SOURCE: Search Institute Presentation (March 2023) of Developmental Assets Profile Survey, Bartholomew County (2022)

Number of Developmental Relationships Experienced in Total by Bartholomew County Students



SOURCE: Resilience Through Strengths Search Institute Report (2023)

Access to Mental Health Services

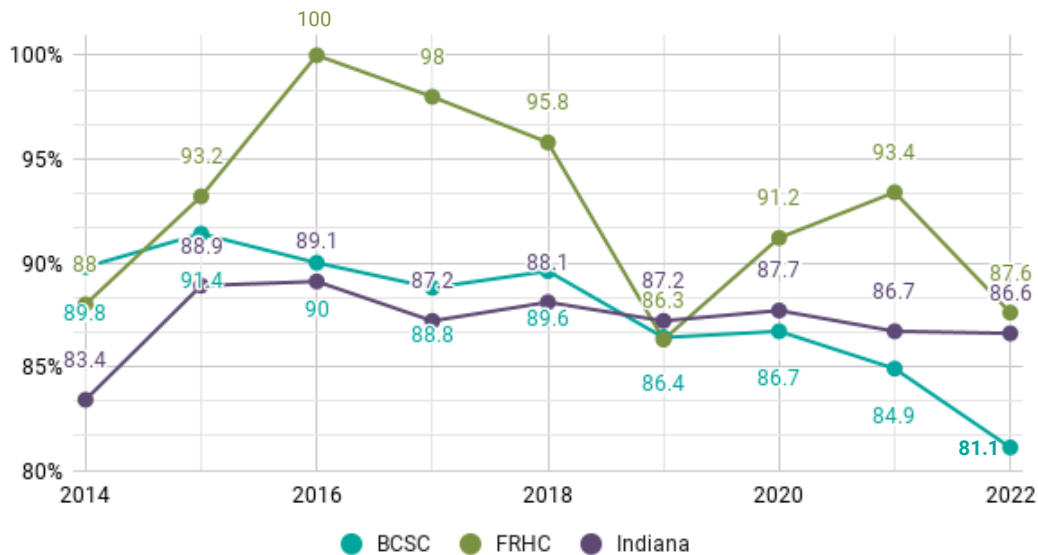
In 2021 **14.6%** of Bartholomew County parenting adults surveyed reported they were unable to access mental health services in the last 12 months.

SOURCE: Columbus Regional Health Community Health Needs Assessment (2021)

In 2022 **88%** of Bartholomew County students answered "sometimes," "often," or "always" when given the statement I am helping to make my school, neighborhood, or city a better place down from **91%** in 2018.

SOURCE: Resilience Through Strengths Search Institute Supplemental Report (2023)

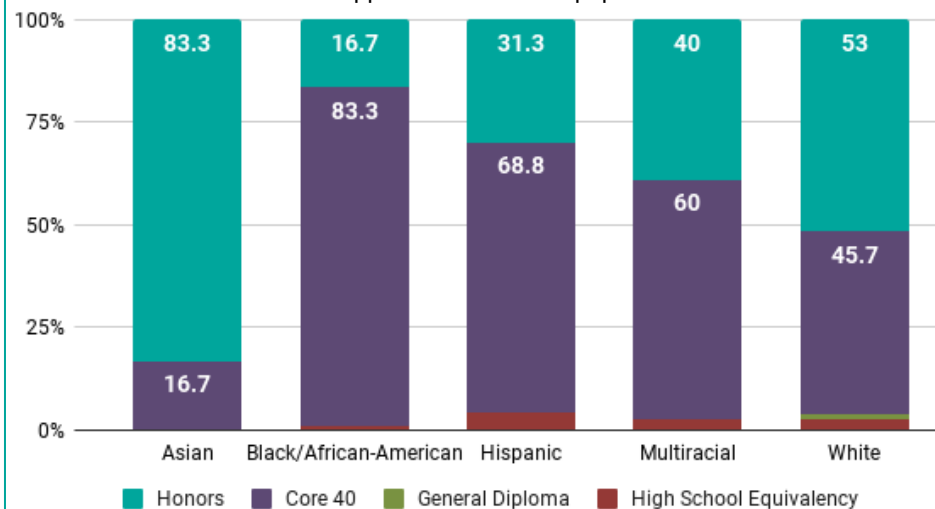
HIGH SCHOOL GRADUATION RATES



Source: Indiana Department of Education

DIPLOMA TYPES BY RACE/ETHNICITY

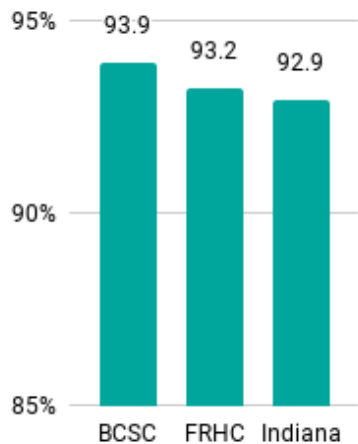
2019-2020 BCSC percentages only. Flat Rock Hawcreek percentages were suppressed due to low population



Source: Indiana Department of Education

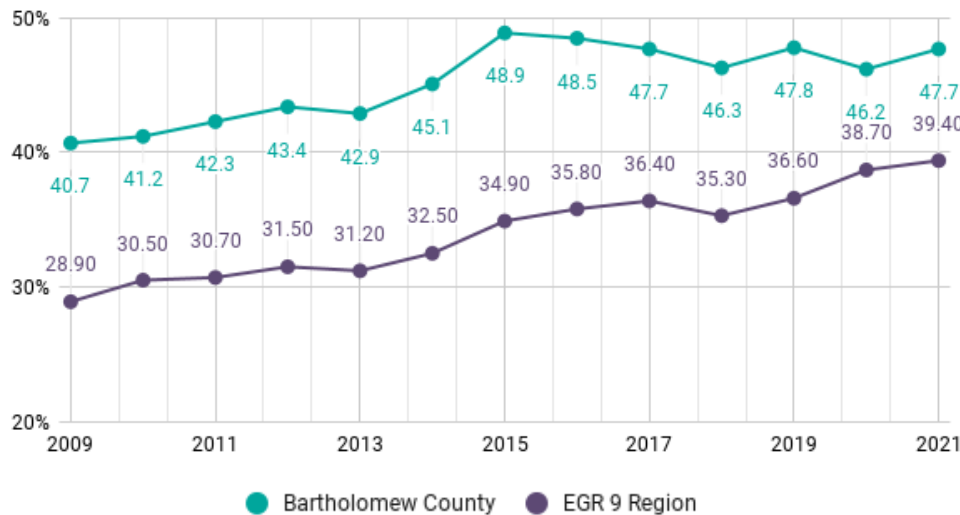
SCHOOL ATTENDANCE RATES

2022 School Year



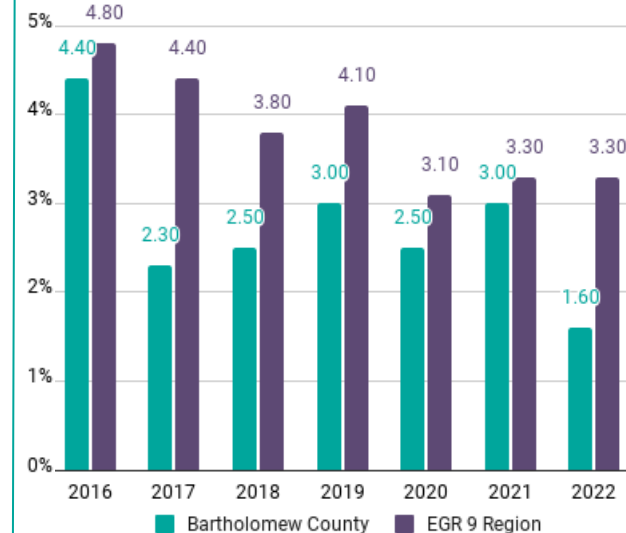
Source: Indiana Department of Education

POSTSECONDARY ATTAINMENT RATES



Source: U.S. Census Bureau, American Community Survey (ACS)

KINDERGARTEN RETENTION RATE



Source: Indiana Department of Education



Council for Youth Development is a cross-sector coalition that aligns efforts to advance a culture of positive youth development in Bartholomew County. Our vision is that every young person in Bartholomew County is healthy, safe, educated, engaged, and supported.

www.cydbartholomew.org
@cydbartholomew

